

Anomalous $H \rightarrow ZZ \rightarrow 4\ell$ decay and its interference effects on gluon–gluon contribution at the LHC*

Hua-Rong He(贺华荣)¹⁾ Xia Wan(万霞)²⁾ You-Kai Wang(王由凯)³⁾

School of physics and Information Technology, Shaanxi Normal University, Xi'an 710119, China

Abstract: We calculate the spinor helicity amplitudes of anomalous $H \rightarrow ZZ \rightarrow 4\ell$ decay. After embedding these analytic formulas into the MCFM package, we study the interference effects between the anomalous $gg \rightarrow H \rightarrow ZZ \rightarrow 4\ell$ process and the SM processes, which are indispensable in the Higgs off-shell region. Subsequently, the constraints on the anomalous couplings are estimated using LHC experimental data.

Keywords: anomalous HVV couplings, interference effect, Higgs, SM effective field theory, LHC

DOI: 10.1088/1674-1137/abb4c8

1 Introduction

Since the $125 \text{ GeV}/c^2$ Higgs boson was discovered at the Large Hadron Collider (LHC) in 2012 [1,2], its properties have been tested increasingly precisely [3-5]. Even though no new physics beyond Standard Model (SM) has been confirmed so far, it is still necessary and meaningful to search for new physics. In this paper we study the anomalous HZZ couplings.

The new physics beyond the SM in the SM effective field theory (SMEFT) is shown as higher-dimensional operators in the Lagrangian, which later supply non-SM interactions. In this analysis we note these non-SM HVV (V represents Z, W, γ) interactions from six-dimensional operators as anomalous HVV couplings, and consider them separately from SM loop contributions. To scrutinize the Lorentz structures from several anomalous couplings, we calculate the scattering amplitudes in the spinor helicity method, and the analytic formulas are shown symmetrically and elegantly in the spinor notations.

HVV couplings can be probed at the LHC through processes including $V^* \rightarrow VH$ or $H \rightarrow VV$ decays. Among these processes, the $gg \rightarrow H \rightarrow ZZ \rightarrow 4\ell$ process, which is called the golden channel, is the most precise and has been studied extensively in both theoretical studies [6-41] and experiments at LHC [42-50]. Thus, we also

choose this golden channel to study anomalous HVV couplings. To reach a more precise result, both on-shell and off-shell Higgs regions can be exploited. At the same time, the interference effects between this process and the SM processes should be included. Especially in the off-shell Higgs region, the interference between this process and the continuum process $gg \rightarrow ZZ \rightarrow 4\ell$ should not be ignored [51,52]. Based on a modified MCFM [51,53] package with anomalous HZZ couplings, we study the interference effects quantitatively. Furthermore, we estimate the constraints on the anomalous coupling using CMS experimental data at LHC.

The rest of the paper is organized as follows. In Section 2, the spinor helicity amplitudes with anomalous couplings are calculated. In Section 3, the analytic formulas are embedded into the MCFM8.0 package and the cross sections for proton–proton collision, especially the interference effects, are shown numerically. In Section 4, the constraints on the HZZ anomalous couplings are estimated. Section 5 is the discussion and conclusion.

2 Theoretical calculation

In this section, firstly we introduce the HZZ anomalous couplings, and then we calculate the spinor helicity amplitudes.

Received 12 January 2020, Revised 8 July 2020, Published online 9 September 2020

* Supported by the National Natural Science Foundation of China (11847168), the Fundamental Research Funds for the Central Universities of China (GK201803019, GK202003018, 1301031995) and the Natural Science Foundation of Shanxi Province, China (2019JM-431, 2019JQ-739)

1) E-mail: hehr@snnu.edu.cn

2) E-mail: wanxia@snnu.edu.cn

3) E-mail: wangyk@snnu.edu.cn



Content from this work may be used under the terms of the Creative Commons Attribution 3.0 licence. Any further distribution of this work must maintain attribution to the author(s) and the title of the work, journal citation and DOI. Article funded by SCOAP³ and published under licence by Chinese Physical Society and the Institute of High Energy Physics of the Chinese Academy of Sciences and the Institute of Modern Physics of the Chinese Academy of Sciences and IOP Publishing Ltd

2.1 HZZ anomalous couplings

In the SM effective field theory [54,55] the complete form of higher-dimensional operators can be written as

$$\mathcal{L} = \mathcal{L}_{\text{SM}} + \frac{1}{\Lambda} \sum_k C_k^5 \mathcal{O}_k^5 + \frac{1}{\Lambda^2} \sum_k C_k^6 \mathcal{O}_k^6 + \mathcal{O}\left(\frac{1}{\Lambda^3}\right), \quad (1)$$

where Λ is the new physics energy scale, and C_k^i with $i=5,6$ are Wilson loop coefficients. As the dimension-five operators \mathcal{O}_k^5 have no contribution to anomalous HZZ couplings, the dimension-six operators \mathcal{O}_k^6 have leading contributions. The relative dimension-six operators in the Warsaw basis [55] are

$$\begin{aligned} \mathcal{O}_{\Phi D}^6 &= (\Phi^\dagger D^\mu \Phi)^* (\Phi^\dagger D^\mu \Phi), \\ \mathcal{O}_{\Phi W}^6 &= \Phi^\dagger \Phi W_{\mu\nu}^I W^{I\mu\nu}, \quad \mathcal{O}_{\Phi B}^6 = \Phi^\dagger \Phi B_{\mu\nu} B^{\mu\nu}, \\ \mathcal{O}_{\Phi WB}^6 &= \Phi^\dagger \tau^I \Phi W_{\mu\nu}^I B^{\mu\nu}, \quad \mathcal{O}_{\Phi \tilde{W}}^6 = \Phi^\dagger \Phi \tilde{W}_{\mu\nu}^I W^{I\mu\nu}, \\ \mathcal{O}_{\Phi \tilde{B}}^6 &= \Phi^\dagger \Phi \tilde{B}_{\mu\nu} B^{\mu\nu}, \quad \mathcal{O}_{\Phi \tilde{WB}}^6 = \Phi^\dagger \tau^I \Phi \tilde{W}_{\mu\nu}^I B^{\mu\nu}, \end{aligned} \quad (2)$$

where Φ is a doublet representation under the $SU(2)_L$ group and the aforementioned Higgs field H is one of its four components; $D_\mu = \partial_\mu - igW_\mu^I T^I - ig'YB_\mu$, where g and g' are coupling constants, $T^I = \tau^I/2$ where τ^I are Pauli matrices, and Y is the $U(1)_Y$ generator; $W_{\mu\nu}^I = \partial_\mu W_\nu^I - \partial_\nu W_\mu^I - g\epsilon^{IJK}W_\mu^J W_\nu^K$, $B_{\mu\nu} = \partial_\mu B_\nu - \partial_\nu B_\mu$; $\tilde{W}_{\mu\nu}^I = \frac{1}{2}\epsilon_{\mu\nu\rho\sigma}W^{I\rho\sigma}$; and $\tilde{B}_{\mu\nu} = \frac{1}{2}\epsilon_{\mu\nu\rho\sigma}B^{\rho\sigma}$.

For the $H \rightarrow 4\ell$ process that we are going to take to constrain the anomalous HZZ couplings numerically, there are dimension-six operators including the $HZ\ell\ell$ contact interaction [56,57] that can also contribute non-SM effects, which are

$$\begin{aligned} \mathcal{O}_{\Phi L}^6 &= (\Phi^\dagger \overleftrightarrow{D}_\mu \Phi)(\bar{L}\gamma_\mu L), \\ \mathcal{O}_{\Phi LT}^6 &= (\Phi^\dagger T^I \overleftrightarrow{D}_\mu \Phi)(\bar{L}\gamma_\mu T^I L), \\ \mathcal{O}_{\Phi e}^6 &= (\Phi^\dagger \overleftrightarrow{D}_\mu \Phi)(\bar{e}\gamma_\mu e), \end{aligned} \quad (3)$$

where

$$\begin{aligned} \Phi^\dagger \overleftrightarrow{D}_\mu \Phi &= \Phi^\dagger D_\mu \Phi - D_\mu \Phi^\dagger \Phi, \\ \Phi^\dagger T^I \overleftrightarrow{D}_\mu \Phi &= \Phi^\dagger T^I D_\mu \Phi - D_\mu \Phi^\dagger T^I \Phi, \end{aligned}$$

L, e represent left- and right-handed charged leptons. One may worry about the pollution caused by the $HZ\ell\ell$ contact interaction from these operators to the 4ℓ final state when probing HZZ couplings. Nevertheless, we can use certain additional methods to distinguish them. In the off-shell Higgs region, the on-shell Z boson selection cut can reduce much of the $HZ\ell\ell$ background. In the on-shell Higgs region, the non-leptonic Z decay channel can also be adopted in constraining HZZ couplings. These discussions are not the focus of the current paper and we are not going to examine them in detail here.

After spontaneous symmetry breaking, we get the anomalous HZZ interactions

$$\mathcal{L}_a = \frac{a_1}{v} M_Z^2 H Z^\mu Z_\mu - \frac{a_2}{v} H Z^{\mu\nu} Z_{\mu\nu} - \frac{a_3}{v} H Z^{\mu\nu} \tilde{Z}_{\mu\nu}, \quad (4)$$

with

$$\begin{aligned} a_1 &= \frac{v^2}{\Lambda^2} C_{\Phi D}^6, \\ a_2 &= -\frac{v^2}{\Lambda^2} (C_{\Phi W}^6 c^2 + C_{\Phi B}^6 s^2 + C_{\Phi WB}^6 cs), \\ a_3 &= -\frac{v^2}{\Lambda^2} (C_{\Phi \tilde{W}}^6 c^2 + C_{\Phi \tilde{B}}^6 s^2 + C_{\Phi \tilde{WB}}^6 cs), \end{aligned} \quad (5)$$

where c and s stand for the cosine and sine of the weak mixing angle, respectively; a_1, a_2, a_3 are dimensionless complex numbers; and $v=246$ GeV is the electroweak vacuum expectation value. Note that the signs before a_2 and a_3 are the same as in [6,43,47], but have an additional minus sign from the definition in [10]. Z_μ is the Z boson field, $Z_{\mu\nu} = \partial_\mu Z_\nu - \partial_\nu Z_\mu$ is the field strength tensor of the Z boson, and $\tilde{Z}_{\mu\nu} = \frac{1}{2}\epsilon_{\mu\nu\rho\sigma}Z^{\rho\sigma}$ represents its dual field strength. The loop corrections in SM contribute similarly to the a_2 and a_3 terms. Quantitatively, the one-loop correction contributes to a_2 term with small contributions $\mathcal{O}(10^{-2} - 10^{-3})$, whereas the a_3 term appears in the SM only at a three-loop level and thus has an even smaller contribution [43]. Therefore, only if the contributions from the a_2 and a_3 terms are larger than these loop contributions can we consider them as from new physics.

The HZZ interaction vertex from Eq. (4) is

$$\begin{aligned} \Gamma_a^{\mu\nu}(k, k') &= i \frac{2}{v} \sum_{i=1}^3 a_i \Gamma_{a,i}^{\mu\nu}(k, k') = i \frac{2}{v} [a_1 M_Z^2 g^{\mu\nu} \\ &\quad - 2a_2 (k^\nu k'^\mu - k \cdot k' g^{\mu\nu}) - 2a_3 \epsilon^{\mu\nu\rho\sigma} k_\rho k'_\sigma], \end{aligned} \quad (6)$$

where k, k' are the momenta of the two Z bosons. It is noteworthy that the HZZ vertices in the SM are

$$\Gamma_{\text{SM}}^{\mu\nu}(k, k') = i \frac{2}{v} M_Z^2 g^{\mu\nu}, \quad (7)$$

so the Lorentz structure of the a_1 term is same as in the SM case. In contrast, the a_2 and a_3 terms have different Lorentz structures, which represent non-SM CP -even and CP -odd cases, respectively.

2.2 Helicity amplitude of the process $gg \rightarrow H \rightarrow ZZ \rightarrow 2e2\mu$

The total helicity amplitude for the process $gg \rightarrow H \rightarrow ZZ \rightarrow 2e2\mu$ in Fig. 1 is composed of three individual amplitudes $A_{\text{SM}}^H, A_{CP\text{-even}}^H$, and $A_{CP\text{-odd}}^H$, which have the same production process but different Higgs decay modes according to the three kinds of HZZ vertices in Eq. (6). The specific formulas are

$$\mathcal{A}^{gg \rightarrow H \rightarrow ZZ \rightarrow 2e2\mu} (1_g^{h_1}, 2_g^{h_2}, 3_e^{h_3}, 4_e^{h_4}, 5_\mu^{h_5}, 6_\mu^{h_6}) \quad (8)$$

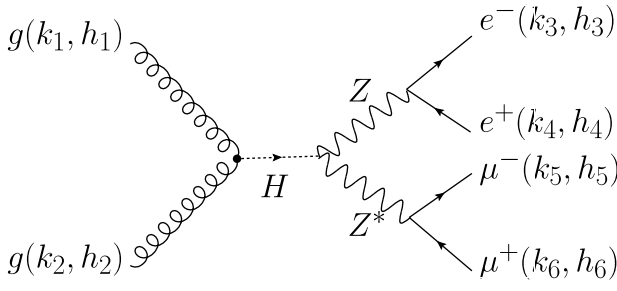


Fig. 1. Feynman diagram of the Higgs-mediated process $gg \rightarrow H \rightarrow ZZ \rightarrow 2e2\mu$. The black dot represents an effective ggH coupling from loop contributions.

$$= [a_1 \mathcal{A}_{\text{SM}}^H + a_2 \mathcal{A}_{\text{CP-even}}^H + a_3 \mathcal{A}_{\text{CP-odd}}^H] \times (1_g^{h_1}, 2_g^{h_2}, 3_e^{h_3}, 4_{e^+}^{h_4}, 5_{\mu^-}^{h_5}, 6_{\mu^+}^{h_6}), \quad (9)$$

$$= \mathcal{A}^{gg \rightarrow H}(1_g^{h_1}, 2_g^{h_2}) \times \frac{P_H(s_{12})}{s_{12}} \times \sum_{i=1}^3 a_i \mathcal{A}_i^{H \rightarrow ZZ \rightarrow 2e2\mu}(3_e^{h_3}, 4_{e^+}^{h_4}, 5_{\mu^-}^{h_5}, 6_{\mu^+}^{h_6}), \quad (10)$$

where h_i ($i = 1 \dots 6$) are helicity indices of external particles, $s_{ij} = (k_i + k_j)^2$, and $P_H(s) = \frac{s}{s - M_H^2 + iM_H\Gamma_H}$ is the Higgs propagator.

The production part $\mathcal{A}^{gg \rightarrow H}(1_g^{h_1}, 2_g^{h_2})$ is the helicity amplitude of gluon–gluon fusion to the Higgs process, in which h_1, h_2 represent the helicities of gluons with outgoing momenta. For all the other helicity amplitudes in this paper, we also keep the convention that the momentum of each external particle is outgoing. When writing the helicity amplitudes, we adopt the conventions used in

[51,58]:

$$\begin{aligned} \langle ij \rangle &= \bar{u}_-(p_i)u_+(p_j), & [ij] &= \bar{u}_+(p_i)u_-(p_j), \\ \langle ij \rangle [ji] &= 2p_i \cdot p_j, & s_{ij} &= (p_i + p_j)^2, \end{aligned} \quad (11)$$

and we have

$$\begin{aligned} \mathcal{A}^{gg \rightarrow H}(1_g^+, 2_g^+) &= \frac{2c_g}{v} [12]^2, \\ \mathcal{A}^{gg \rightarrow H}(1_g^-, 2_g^-) &= \frac{2c_g}{v} \langle 12 \rangle^2. \end{aligned} \quad (12)$$

To keep the ggH coupling consistent with the SM, we use

$$\frac{c_g}{v} = \frac{1}{2} \sum_f \frac{\delta^{ab}}{2} \frac{i}{16\pi^2} g_s^2 4e \frac{m_f^2}{2M_W s_W} \frac{1}{s_{12}} [2 + s_{12}(1 - \tau_H) C_0^{\gamma\gamma}(m_f^2)] \quad (13)$$

with

$$C_0^{\gamma\gamma}(m^2) = 2\tau_H f(\tau_H)/4m^2, \quad \tau_H = 4m^2/M_H^2, \quad (14)$$

$$f(\tau) = \begin{cases} \arcsin^2 \sqrt{1/\tau} & \tau \geq 1 \\ -\frac{1}{4} \left[\log \frac{1 + \sqrt{1-\tau}}{1 - \sqrt{1-\tau}} - i\pi \right]^2 & \tau < 1 \end{cases}, \quad (15)$$

where $a, b = 1, \dots, 8$ are $SU(3)_c$ adjoint representation indices for the gluons, the index f represents quark flavor, and $C_0^{\gamma\gamma}(m^2)$ is the Passarino–Veltman three-point scalar function [59,60].

The decay part $\mathcal{A}^{H \rightarrow ZZ \rightarrow 2e2\mu}(3_e^{h_3}, 4_{e^+}^{h_4}, 5_{\mu^-}^{h_5}, 6_{\mu^+}^{h_6})$ is the helicity amplitude of the process $H \rightarrow ZZ \rightarrow e^- e^+ \mu^- \mu^+$, which has three sources according to the three types of vertices as written in Eq. (6). Correspondingly, we write it as

$$\mathcal{A}^{H \rightarrow ZZ \rightarrow 2e2\mu}(3_e^{h_3}, 4_{e^+}^{h_4}, 5_{\mu^-}^{h_5}, 6_{\mu^+}^{h_6}) = \sum_{i=1}^3 a_i \mathcal{A}_i^{H \rightarrow ZZ \rightarrow 2e2\mu}(3_e^{h_3}, 4_{e^+}^{h_4}, 5_{\mu^-}^{h_5}, 6_{\mu^+}^{h_6}) \quad (16)$$

with

$$\mathcal{A}_1^{H \rightarrow ZZ \rightarrow 2e2\mu}(3_e^-, 4_{e^+}^+, 5_{\mu^-}^-, 6_{\mu^+}^+) = f \times l_e^2 \frac{M_W^2}{\cos^2 \theta_W} \langle 35 \rangle [46], \quad (17)$$

$$\mathcal{A}_2^{H \rightarrow ZZ \rightarrow 2e2\mu}(3_e^-, 4_{e^+}^+, 5_{\mu^-}^-, 6_{\mu^+}^+) = f \times l_e^2 \times [2k \cdot k' \langle 35 \rangle [46] + (\langle 35 \rangle [45] + \langle 36 \rangle [46]) (\langle 35 \rangle [36] + \langle 45 \rangle [46])], \quad (18)$$

$$\begin{aligned} \mathcal{A}_3^{H \rightarrow ZZ \rightarrow 2e2\mu}(3_e^-, 4_{e^+}^+, 5_{\mu^-}^-, 6_{\mu^+}^+) &= f \times l_e^2 \times (-i) \times [2(k \cdot k' + \langle 46 \rangle [46]) \langle 35 \rangle [46] + \langle 35 \rangle [45] (\langle 35 \rangle [36] + \langle 45 \rangle [46]) \\ &\quad + \langle 36 \rangle [46] (\langle 35 \rangle [36] - \langle 45 \rangle [46])], \end{aligned} \quad (19)$$

and

$$f = -2ie^3 \frac{1}{M_W \sin \theta_W} \frac{P_Z(s_{34})}{s_{34}} \frac{P_Z(s_{56})}{s_{56}}, \quad (20)$$

where $P_Z(s) = \frac{s}{s - M_Z^2 + iM_Z\Gamma_Z}$ is the Z boson propagator,

M_Z, M_W are the masses of the Z, W bosons, θ_W is the Weinberg angle, and l_e and r_e (will appear for other helicity combinations) are the coupling factors of the Z boson to left-handed and right-handed leptons:

$$l_e = \frac{-1 + 2\sin^2\theta_W}{\sin(2\theta_W)}, \quad r_e = \frac{2\sin^2\theta_W}{\sin(2\theta_W)}. \quad (21)$$

In Eqs. (17)–(19), we only show the case in which the helicities of the four leptons (h_3, h_4, h_5, h_6) are equal to $(-, +, -, +)$. As for the other three non-zero helicity combinations $(-, +, +, -)$, $(+, -, -, +)$, $(+, -, +, -)$, their helicity amplitudes are similar to Eqs. (17)–(19), but with some exchanges such as

$$l_e \leftrightarrow r_e, \quad 4 \leftrightarrow 6, \quad 3 \leftrightarrow 5, \quad [] \leftrightarrow \langle \rangle. \quad (22)$$

Their specific formulas are shown in Appendix A.

2.3 Helicity amplitude of the box process $gg \rightarrow ZZ \rightarrow 2e2\mu$

The box process $gg \rightarrow ZZ \rightarrow 2e2\mu$ is a continuum background of the Higgs-mediated $gg \rightarrow H \rightarrow 2e2\mu$ process. The interference between these two kinds of processes could have a nonnegligible contribution in the off-shell Higgs region. The Feynman diagram of the process $gg \rightarrow ZZ \rightarrow 2e2\mu$ is a box diagram induced by fermion loops (see Fig. 2). The helicity amplitude $A_{\text{box}}^{gg \rightarrow ZZ \rightarrow 2e2\mu}$ has been calculated analytically and coded in the MCFM8.0 package. Another similar calculation using a different method can be found in gg2VV code [61].

2.4 Helicity amplitude of the process $gg \rightarrow H \rightarrow ZZ \rightarrow 4\ell$

The process $gg \rightarrow H \rightarrow ZZ \rightarrow 4\ell$ with identical $4e$ or 4μ final states can also be used to probe the anomalous HZZ couplings. In the SM, the differential cross sections of the 4ℓ (including both $4e$ and 4μ) and $2e2\mu$ processes are nearly the same in both the on-shell and off-shell Higgs regions [53], which indicates that adding the $4e/4\mu$ process could almost double experimental statistics. This situation is probably similar for the anomalous Higgs-mediated processes. The $4e/4\mu$ Feynman diagrams consist of two different topology structures as shown in Fig. 3. Figure 3(b) is different from Fig. 3(a) just as a result of swapping the positive charged leptons ($4 \leftrightarrow 6$). The helicity amplitude of each diagram is similar to the former

$2e2\mu$ cases but needs to be multiplied by a symmetry factor $1/2$. While calculating the total cross section, the interference term between Fig. 3(a) and (b) needs an extra factor of -1 compared to the self-conjugated terms because it connects all of the decayed leptons in one fermion loop, while each self-conjugated term has two fermion loops. After considering these details, the summed cross section of the $4e$ and 4μ processes is comparable to the $2e2\mu$ process. More details are shown in the following numerical results.

3 Numerical results

In this section we present the integrated cross sections and differential distributions in both the on-shell and off-shell Higgs regions, especially the interference between anomalous Higgs-mediated processes and SM processes.

3.1 Cross sections

To compare theoretical calculation with experimental observation at the LHC, we need to further calculate the cross sections at hadron level. From helicity amplitude to the cross section, two more steps are required. Firstly, we should sum and square the amplitudes to get the differential cross section at parton level, then integrate phase space and the parton distribution function (PDF) to get

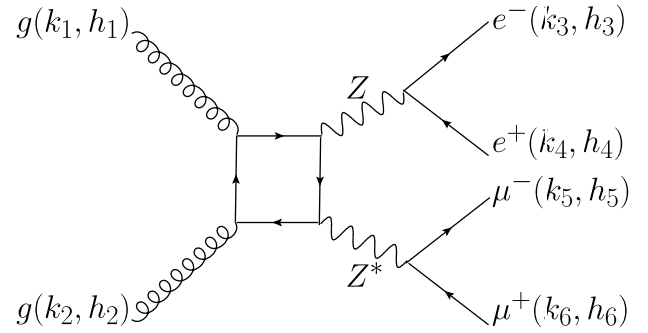


Fig. 2. Feynman diagram of the box process $gg \rightarrow ZZ \rightarrow 2e2\mu$.

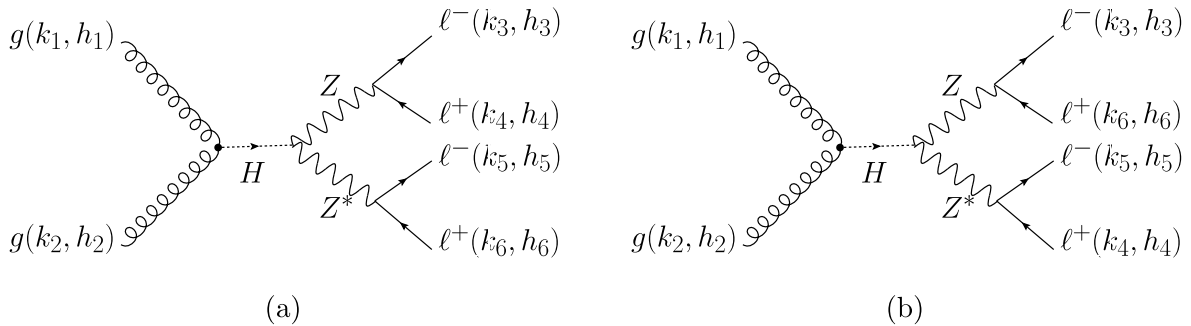


Fig. 3. Feynman diagrams of the process $gg \rightarrow H \rightarrow ZZ \rightarrow 4\ell$, where $4\ell = 4e$ or 4μ . Note that diagram (b) is obtained by swapping the two positive charged leptons ($4 \leftrightarrow 6$) in diagram (a).

Table 1. Cross sections of $gg \rightarrow 2e2\mu$ processes in proton–proton collisions at center-of-mass energy $\sqrt{s} = 13$ TeV with $a_1 = 0, a_2 = a_3 = 1$ in Eq. (6).

13 TeV, $m_{2e2\mu} < 130$ GeV, on-shell					13 TeV, $m_{2e2\mu} > 220$ GeV, off-shell						
$\sigma_{k,l}/\text{fb}$	box	Higgs-med.			$\sigma_{k,l}/\text{fb}$	box	Higgs-med.				
		SM	CP -even	CP -odd			SM	CP -even	CP -odd		
box	0.024	0	0	0	box	1.283	−0.174	−0.571	0		
	SM	0	0.503	0.558	0	SM	−0.174	0.100	0.137	0	
Higgs-med.	CP -even	0	0.558	0.202	0	Higgs-med.	CP -even	−0.571	0.137	0.720	0
	CP -odd	0	0	0	0.075	CP -odd	0	0	0	0.716	

the cross section at hadron level. We show these two steps conceptually as follows.

The squared amplitude in the differential cross section at parton level $d\hat{\sigma}(s_{12})$ is

$$\left| \mathcal{A}_{\text{box}}^{gg \rightarrow ZZ \rightarrow 4\ell} + \mathcal{A}^{gg \rightarrow H \rightarrow ZZ \rightarrow 4\ell} \right|^2 \quad (23)$$

$$= \left| \mathcal{A}_{\text{box}}^{gg \rightarrow ZZ \rightarrow 4\ell} + \mathcal{A}_{\text{SM}}^H + a_1 \mathcal{A}_{\text{SM}}^H + a_2 \mathcal{A}_{CP\text{-even}}^H + a_3 \mathcal{A}_{CP\text{-odd}}^H \right|^2. \quad (24)$$

After expanding it, there remain self-conjugated terms and interference terms that have different amplitude sources. As in the next step the integral of phase space and the PDF are the same for each term, we note the integrated cross sections separately by the amplitude sources, which are

$$\sigma_{k,l} \sim \begin{cases} |\mathcal{A}_k|^2, & k = l; \\ 2\text{Re}(\mathcal{A}_k^* \mathcal{A}_l), & k \neq l, \end{cases} \quad (25)$$

where $k, l = \{\text{box}, \text{SM}, CP\text{-even}, CP\text{-odd}\}$. The superscripts of \mathcal{A} are omitted for brevity.

3.2 Numerical results for $gg \rightarrow 2e2\mu$ process

We form the integral of phase space and the PDF in the MCFM 8.0 package [62,63]. The simulation is performed for the proton–proton collision at the center-of-mass energy $\sqrt{s} = 13$ TeV. The Higgs mass is set to be $M_H = 125$ GeV. The renormalization μ_r and factorization scale μ_f are set as the dynamic scale $m_{4\ell}/2$. For the PDF we choose the leading-order MSTW 2008 PDFs MSTW08LO [64]. Some basic phase space cuts are exerted as follows, which are similar to the event selection

cuts used in the CMS experiment [65].

$$P_{T,\mu} > 5\text{GeV}, |\eta_\mu| < 2.4, P_{T,e} > 7\text{GeV}, |\eta_e| < 2.5, \\ m_{\ell\ell} > 4\text{GeV}, m_{4\ell} > 100\text{GeV}. \quad (26)$$

Besides, for the $2e2\mu$ channel, the hardest (second-hardest) lepton should satisfy $P_T > 20$ (10) GeV; one pair of leptons with the same flavour and opposite charge is required to have $40\text{GeV} < m_{\ell\ell} < 120\text{GeV}$ and the other pair needs to fulfill $12\text{GeV} < m_{\ell\ell} < 120\text{GeV}$. For the $4e$ or 4μ channel, four oppositely charged lepton pairs exist as Z boson candidates. The selection strategy is to first choose one pair nearest to the Z boson mass as one Z boson, then consider the left two leptons as the other Z boson. The other requirements are similar to those of the $2e2\mu$ channel.

Table 1 shows the cross sections $\sigma_{k,l}$ with $k, l = \{\text{box}, \text{SM}, CP\text{-even}, CP\text{-odd}\}$, while a_1, a_2, a_3 are all set to 1 for convenience. The cross-section values can be converted easily by multiplying a scale factor for small a_i s. In the left and right panels, the integral regions of $m_{4\ell}$ are set as $m_{4\ell} < 130$ GeV and $m_{4\ell} > 220$ GeV, which correspond to the on-shell and off-shell Higgs regions, respectively. Next, we focus on two kinds of interference effects: the interference between each Higgs-mediated process and the box continuum background, denoted as $\sigma_{\text{box},l}$ (or $\sigma_{l,\text{box}}$) with $l \neq \text{box}$; and the interference between different Higgs-mediated processes, denoted as $\sigma_{k,l}$ with $k, l \neq \text{box}$.

The interference terms between Higgs-mediated processes and the continuum background $\sigma_{\text{box},l}$ are all zero in the on-shell Higgs region, but relatively sizeable in the off-shell regions except for the cases with the CP -odd Higgs-mediated process, as shown in Table 1. There is an interesting reason for this. From Eqs. (9), (10), and (25),

$$\sigma_{\text{box},l} \sim 2\text{Re}(\mathcal{A}_{\text{box}}^* \mathcal{A}_l), \\ \sim 2\text{Re}(\mathcal{A}_{\text{box}}^* \mathcal{A}^{gg \rightarrow H} P_H(s_{12}) \mathcal{A}_l), \\ \sim 2 \frac{(s_{12} - M_H^2) \text{Re}(\mathcal{A}_{\text{box}}^* \mathcal{A}^{gg \rightarrow H} \mathcal{A}_l) + M_H \Gamma_H \text{Im}(\mathcal{A}_{\text{box}}^* \mathcal{A}^{gg \rightarrow H} \mathcal{A}_l)}{(s_{12} - M_H^2)^2 + M_H^2 \Gamma_H^2}, \quad (27)$$

which means the integrand of $\sigma_{\text{box},l}$ consists of two parts:

one is antisymmetric around M_H^2 , and the other is propor-

tional to $M_H \Gamma_H \text{Im}(\mathcal{A}_{\text{box}}^* \mathcal{A}^{gg \rightarrow H} \mathcal{A}_i)$. The first part can be largely suppressed almost to zero in the integral with a symmetric integral region around M_H . The second part is also suppressed not only by the small factor of Γ_H/M_H but also by a small value of $\text{Im}(\mathcal{A}_{\text{box}}^* \mathcal{A}^{gg \rightarrow H} \mathcal{A}_i)$ in the on-shell Higgs region. By contrast, in the off-shell Higgs region the integral regions are not symmetric around M_H but larger on one side than M_H , which means the first term has a nonzero contribution. Both the first and second terms can also be enhanced when $\sqrt{s_{12}}$ is a little larger than twice the top quark mass. This is because the $gg \rightarrow H$ process is induced mainly by the top quark loop; both the real part and the imaginary part of the amplitude ($\text{Re}\mathcal{A}^{gg \rightarrow H}$ and $\text{Im}\mathcal{A}^{gg \rightarrow H}$) can be enhanced when $\sqrt{s_{12}}$ is just larger than the $2M_t$ threshold (see Eq. (13)). Thus, $\text{Im}(\mathcal{A}_{\text{box}}^* \mathcal{A}^{gg \rightarrow H} \mathcal{A}_i)$ can have a larger value, even though the relative contribution from the second term can be still suppressed by the smallness of the factor Γ_H/M_H . In conclusion, mainly due to the nonsymmetric integral region and some enhancement of $\mathcal{A}^{gg \rightarrow H}$, the interference contribution in the off-shell Higgs region becomes comparable with the self-conjugated contributions.

It is also worthwhile to point out that there is no cross-section contribution from the interference between the CP -odd Higgs-mediated process and other three processes, which include the continuum background process, SM Higgs-mediated process and anomalous CP -even Higgs-mediated process. This is because there is an anti-symmetric tensor $\epsilon^{\mu\nu\rho\sigma}$ in the CP -odd HZZ interaction vertex (see last term in Eq. (6)), while in the other three processes, the two indices are symmetrically paired and so the contrast of the indices makes the interference term zero. Nevertheless, these CP -odd interference term can show angular distributions, including the polar angle distribution of ℓ in the Z boson rest frame and the azimuthal angular distribution between two z decay planes [33,36], even though its contribution to the total cross section is still zero.

The interference between the CP -even Higgs-mediated process and SM Higgs-mediated process is nonnegligible both in the on-shell and off-shell Higgs regions. In the on-shell Higgs region, the contribution from the interference terms is larger than that from the self-conjugated terms. Furthermore, for the $a_1 = 0, a_2 = -1$ choice (as in [10]), the interference terms have a minus sign, compared to the relative values in Table 1, which makes the total contribution of the CP -even Higgs-mediated process beyond the SM a destructive effect. In the off-shell region, the CP -even Higgs-mediated process has two interference terms, between both the SM Higgs-mediated process and the box process. These two interference terms have opposite signs, which means they partly cancel each other out. However, the summed interference effect is still comparable to the self-conjugated contribution.

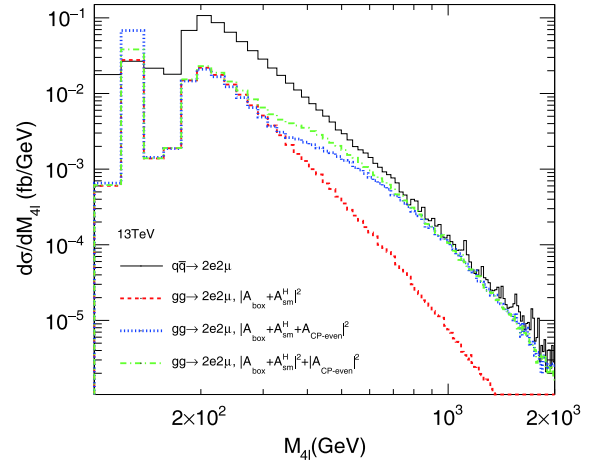


Fig. 4. (color online) Differential cross sections of the $gg \rightarrow 2e2\mu$ processes and $q\bar{q} \rightarrow 2e2\mu$ process in proton-proton collision at $\sqrt{s} = 13$ TeV with $a_2 = 1, a_1 = a_3 = 0$ in Eq. (6).

Figure 4 shows the differential cross sections. The black histogram is from its main background process $q\bar{q} \rightarrow 2e2\mu$, which is a high background but still controllable. The red dashed histogram is from the SM $gg \rightarrow 2e2\mu$ processes including contributions from both the box and SM Higgs-mediated amplitudes. The blue dotted histogram adds contribution from the CP -even Higgs mediated amplitude to the SM signal and background amplitudes. Therefore, three kinds of interference terms are included. For comparison, we also show the green dashed-dotted histogram without interference terms from the CP -even Higgs amplitudes with others, so the interference contribution can be calculated by the difference between the blue and green histograms. In the on-shell region we can see the CP -even Higgs-mediated process has a total positive contribution (blue histogram) compared to the SM process (red histogram), while the green histogram shows the main positive contribution is from the interference term. In the off-shell region, the interference contribution is obvious in the $200 \text{ GeV} < m_{4\ell} < 600 \text{ GeV}$ region. There is a bump in the blue and green histograms when $m_{4\ell} \approx 350 \text{ GeV}$, which is caused by the total cross section of the CP -even Higgs-mediated process increasing suddenly beyond the $2M_t$ (twice the top quark mass) threshold. The differential cross section for the CP -odd Higgs-mediated process is similar to the green histogram in the off-shell region as it has no interference contribution after the angular distributions are integrated.

The numerical results at center-of-mass energy $\sqrt{s} = 8$ TeV are shown in Table B1 in Appendix B. By comparing them to the results at $\sqrt{s} = 13$ TeV in Table 1, we find that each cross section is decreased by about one or two times and their relative ratios have some minor changes. This could be caused by both PDF functions and kinematic distributions.

Table 2. Cross sections of $gg \rightarrow 4e/4\mu$ processes in proton–proton collisions at center-of-mass energy $\sqrt{s} = 13$ TeV with $a_1 = 0, a_2 = a_3 = 1$ in Eq. (6).

13 TeV, $m_{4e/4\mu} < 130$ GeV, on-shell					13 TeV, $m_{4e/4\mu} > 220$ GeV, off-shell				
$\sigma_{k,l}/\text{fb}$	box	Higgs-med.			$\sigma_{k,l}/\text{fb}$	box	Higgs-med.		
		SM	CP -even	CP -odd			SM	CP -even	CP -odd
box	0.045	0	0	0	box	1.303	-0.176	-0.575	0
SM	0	0.540	0.568	0	SM	-0.176	0.101	0.137	0
Higgs-med. CP -even	0	0.568	0.186	0	Higgs-med. CP -even	-0.575	0.137	0.740	0
CP -odd	0	0	0	0.060	CP -odd	0	0	0	0.708

3.3 Numerical results for $gg \rightarrow 4e/4\mu$ processes

The cross sections of the $gg \rightarrow 4e/4\mu$ processes are listed in Table 2 (Table B2 in Appendix B) for comparison and future use. Here, $gg \rightarrow 4e/4\mu$ represents the sum of $gg \rightarrow 4e$ and $gg \rightarrow 4\mu$. Comparing Table 2 with Table 1, the numbers in the right panels are similar, while the numbers in the left panels have relatively large differences. This is mainly because of the different selection cuts [53]. If we apply the $4e/4\mu$ selection cuts to the $gg \rightarrow 2e2\mu$ process, $\sigma_{\text{box,box}}$ in the left panels become similar.

4 Constraints: a naive estimation

In this section we show a naive estimation to constrain a_1, a_2 and a_3 by using the data in both the on-shell and off-shell Higgs regions.

First, we estimate the expected number of events $N^{\text{exp}}(a_1, a_2, a_3)$ in the off-shell Higgs region, which is defined as the contribution from the processes with anomalous couplings after excluding the pure SM contributions.

A theoretical observed total number of events should be

$$N^{\text{theo}}(a_1, a_2, a_3) = \sigma_{\text{tot}} \times \mathcal{L} \times k \times \epsilon, \quad (28)$$

where σ_{tot} is the total cross section, \mathcal{L} is the integrated luminosity, k represents the k -factor and ϵ is the total efficiency.

The simulation in the CMS experiment [47] with an integrated luminosity of $\mathcal{L} \sim 80 \text{ fb}^{-1}$ at $\sqrt{s} = 13$ TeV shows that for the $gg \rightarrow 4\ell$ process, the expected numbers of events in the off-shell Higgs region ($m_{4\ell} > 220 \text{ GeV}$) can be divided into two categories: $N_{gg \text{ signal}} = 20.3$ and $N_{gg \text{ interference}} = -34.4$, where the subscript "gg signal" represents the SM Higgs-mediated signal term, and "gg interference" represents the interference term between the SM Higgs-mediated process and the box process. For high-order corrections that may change the k -factor, some existing studies [66–69] show that the loop corrections on the box diagram (Fig. 2) and

the Higgs-mediated diagram are different. Therefore, we also group the expected event numbers contributed from the anomalous couplings into two categories.

$$N^{\text{exp}}(a_1, a_2, a_3) = \frac{N_{gg \text{ signal}}}{\sigma_{\text{SM}}^H} \times [(a_1 + 1)^2 \sigma_{\text{SM}}^H - \sigma_{\text{SM}}^H + a_2^2 \sigma_{CP\text{-even}}^H + a_3^2 \sigma_{CP\text{-odd}}^H + (a_1 + 1)a_2 \sigma_{CP\text{-even,SM}}^{\text{int}}] + \frac{N_{gg \text{ interference}}}{\sigma_{\text{SM}}^{\text{int}}} \times [a_1 \sigma_{\text{SM,box}}^{\text{int}} + a_2 \sigma_{CP\text{-even,box}}^{\text{int}}], \quad (29)$$

where $N^{\text{exp}}(a_1, a_2, a_3)$ represents the expected number of events from anomalous CP -even and CP -odd processes, σ_k^H is the self-conjugated Higgs-mediated cross section, and $\sigma_{k,l}^{\text{int}}$ is the interference cross section with $k, l = \{\text{box, SM, } CP\text{-even, } CP\text{-odd}\}$. The first term on the right-hand side of the equation is the contribution from the s-channel processes, and the second part is the contribution from the interference between the s-channel processes and the box diagram. For each category with the same topological Feynman diagrams, it is assumed to have the same k -factor and total efficiency ϵ , which are equal to the corresponding values for the SM process. These coefficients are extracted from experimental measurements, which are similar to the treatment in the experiments [47, 53].

The cross section of the 4ℓ final states is the sum of the cross sections of the $2e2\mu, 4e$ and 4μ final states. $N^{\text{exp}}(a_1, a_2, a_3)$ can be obtained by combining the corresponding cross sections from both Table 1 and Table 2.

The experimental observed number $N^{\text{obs}}(a_1, a_2, a_3)$ that corresponds to $N^{\text{exp}}(a_1, a_2, a_3)$ is defined as $N^{\text{obs}}(a_1, a_2, a_3) = N_{\text{total observed}} - N_{\text{total expected}}^{\text{SM}} = 38.7$ in the CMS experiment [47]. Its fluctuation is estimated as the $\delta_{\text{off-shell}} = \sqrt{N_{\text{total observed}}} = \sqrt{1325}$ (including both signal and background).

Second, the observed signal strength of the $gg \rightarrow H \rightarrow 4\ell$ process measured by CMS [70] is $\mu_{ggH}^{\text{obs}} = 0.97_{-0.09}^{+0.09}(\text{stat.})_{-0.07}^{+0.09}(\text{syst.})$. Its fluctuation is $\delta_{\text{on-shell}} = 0.127$ after a combination of both statistical and systematic er-

rors. Theoretically, the signal strength with anomalous couplings can be estimated as

$$\mu_{ggH}^{\text{exp}}(a_1, a_2, a_3) = \frac{1}{\sigma_{\text{SM}}^H} [(a_1 + 1)^2 \sigma_{\text{SM}}^H + a_2^2 \sigma_{CP\text{-even}}^H + a_3^2 \sigma_{CP\text{-odd}}^H + (a_1 + 1)a_2 \sigma_{CP\text{-even,SM}}^{\text{int}}], \quad (30)$$

where σ_k^H and $\sigma_{k,l}^{\text{int}}$ are same as in Eq. (29) except in the on-shell region. Equation (30) is shorter than Eq. (29) because in the on-shell Higgs region the interference term with box diagram $\sigma_{\text{SM,box}}^H$ and $\sigma_{CP\text{-even,box}}^H$ are zero.

The survival parameter regions of a_1, a_2 and a_3 can be obtained by a global χ^2 fit, which can be constructed as

$$\chi^2 = \left(\frac{N^{\text{exp}} - N^{\text{obs}}}{\delta_{\text{off-shell}}} \right)^2 + \left(\frac{\mu_{ggH}^{\text{exp}} - \mu_{ggH}^{\text{obs}}}{\delta_{\text{on-shell}}} \right)^2. \quad (31)$$

The adoption of the χ^2 fit here can be controversial, as we only have two input data points (on-shell and off-shell) and have to find parameter regions for three variables (a_1, a_2 , and a_3). We claim that the result here is just for a complete analysis including both theoretical calculation and experimental constraints, and it is very preliminary. The situation can be improved if experimental collaborations can collect sufficient statistics in the future. Nevertheless, the χ^2 fit can also provide some interesting results.

Figure 5 shows the two-dimensional contour diagram of the anomalous couplings. There are three colored regions (green, blue, and red) in each small plot and the red areas are the final 1σ survival parameter regions from the global χ^2 fit. In the actual two-dimensional fitting procedure, we take two anomalous couplings to be free and fix the third one to be zero. Three individual χ^2 fits are operated: constraint only from the off-region (first part in Eq. (31)), constraint from the on-shell region (second part in Eq. (31)), and a combination of the two. The purpose is to show how the irregular overlapping red regions emerge. As discussed in the above sections, we have an equal number of experimental data points and free parameters here and the χ^2 fit degenerates to an equation-solving problem. Survival parameter regions from either the on-shell or off-shell constraint come to be concentric circles and the global fitting results are almost the overlap region between them.

The recently updated CMS experiment [47] uses both on-shell and off-shell data, constructs kinematic discriminants, and gets the limit (at 95% confidence level) of the parameters $a_2 \in [-0.09, 0.19]$, $a_3 \in [-0.21, 0.18]$ (there is no corresponding constraint on a_1). This experimental analysis is based on one free parameter-fitting schedule so we draw them as the line segments in the right plots of Fig. 5 (magenta for a_2 and grey for a_3). Our global fit results are roughly consistent with those of the CMS, al-

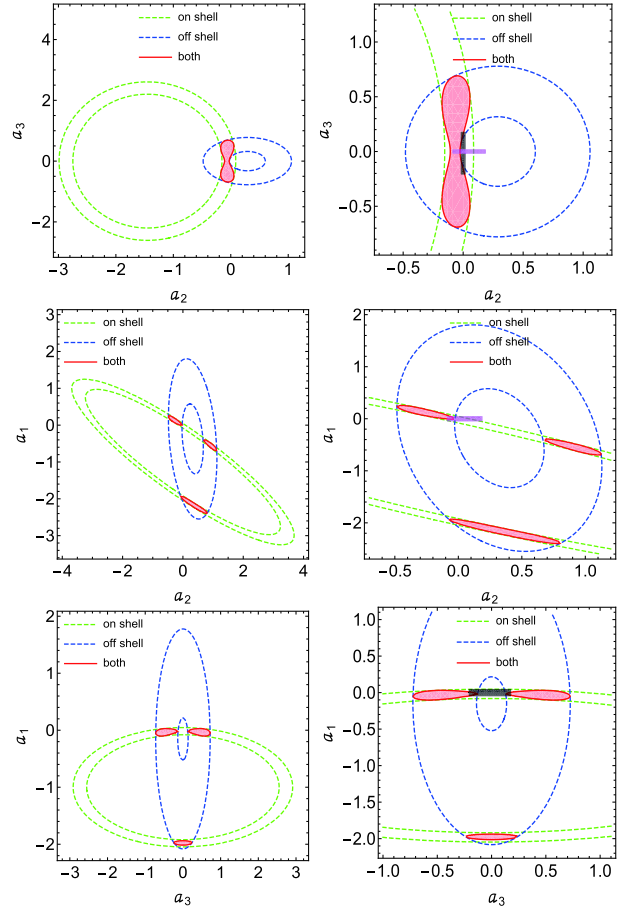


Fig. 5. (color online) Two-dimensional constraints on the new physics coefficients a_1, a_2 and a_3 from χ^2 fits. To illustrate the constraints from different energy regions, three 1σ regions (green concentric circles, blue concentric circles, and red region) from three individual χ^2 fits (on-shell, off-shell, and both, respectively) are drawn here. CMS 2σ constraints (95% confidence level) [47] are drawn as the lines (magenta for a_2 when $a_1 = a_3 = 0$ and grey for a_3 when $a_1 = a_2 = 0$) in the right zoomed-in plots.

though at first glance the two appear to have some conflict (note that we draw a 1σ contour, whereas the CMS results are the limit at 95% confidence level, which corresponds to 2σ intervals in the hypothesis of Gaussian distribution). The CMS results seem to be more stringent than ours. This may be caused by their use of more detailed kinematic information in their analysis. Besides, we have some parameter regions with $a_1 \sim -2$ or a_2 approaching 1. These regions show the correlation of each pair of parameters. There is cancellation on the cross sections when the parameters coexist. In principle, the anomalous couplings should be much smaller than 1 to validate the operator expansion. Therefore, these parameter regions should be ruled out. Nonetheless, our global fit provides a complementary perspective of how the final anomalous coupling parameters contour regions are ob-

tained from the individual on-shell/off-shell energy region constraints. These preliminary fitting results can be optimized in the case of more statistics in the future.

5 Conclusion and discussion

When considering the anomalous HZZ couplings, we calculate the cross sections induced by these new couplings, and special attention is focused on the interference effects. In principle, there are three kinds of interference: 1. the interference between the anomalous CP -even Higgs-mediated process and the continuum background box process $\sigma_{CP\text{-even,box}}$; 2. the interference between the anomalous CP -even Higgs-mediated process and the SM Higgs-mediated process $\sigma_{CP\text{-even,SM}}$; and 3. the interference between the anomalous CP -odd Higgs-mediated process and all other processes $\sigma_{CP\text{-odd},k}$ with $k = \text{box, SM, } CP\text{-even}$. The numerical results of the integrated cross sections show that the first kind of interference can be neglected in the on-shell Higgs region but is nonnegligible in the off-shell Higgs region, the second

kind of interference is important in both the on-shell and off-shell Higgs regions, and the third kind of interference has zero contribution for the total cross section in both regions.

By using the theoretical calculation together with both on-shell and off-shell Higgs experimental data, we estimate the constraints on the anomalous HZZ couplings. The correlations of the different kinds of anomalous couplings are shown in contour plots, which illustrate how the anomalous contributions cancel each other out and the extra parameter regions survive when they coexist.

In this research we only use the numerical results of integrated cross sections, whereas in fact more information could be fetched from the differential cross sections (kinematic distributions). Furthermore, the k -factors and total efficiencies should also be estimated separately according to different sources. We leave them for our future work.

We thank John M. Campbell for his helpful explanation of the code in the MCFM package.

Appendix A: Helicity amplitudes for the process $H \rightarrow ZZ \rightarrow e^-e^+\mu^-\mu^+$

The helicity amplitudes \mathcal{A}_1 , \mathcal{A}_2 , and \mathcal{A}_3 are shown separately. The common factor f is defined as

$$f = -2ie^3 \frac{1}{M_W \sin\theta_W} \frac{P_Z(s_{34})}{s_{34}} \frac{P_Z(s_{56})}{s_{56}}.$$

$$\mathcal{A}_1^{H \rightarrow ZZ \rightarrow 2e2\mu}(3_{e^-}^-, 4_{e^+}^+, 5_{\mu^-}^-, 6_{\mu^+}^+) = f \times l_e^2 \frac{M_W^2}{\cos^2\theta_W} \langle 35 \rangle [46], \quad \mathcal{A}_1^{H \rightarrow ZZ \rightarrow 2e2\mu}(3_{e^-}^-, 4_{e^+}^+, 5_{\mu^-}^+, 6_{\mu^+}^-) = f \times l_e r_e \frac{M_W^2}{\cos^2\theta_W} \langle 36 \rangle [45],$$

$$\mathcal{A}_1^{H \rightarrow ZZ \rightarrow 2e2\mu}(3_{e^-}^+, 4_{e^+}^-, 5_{\mu^-}^-, 6_{\mu^+}^+) = f \times l_e r_e \frac{M_W^2}{\cos^2\theta_W} \langle 45 \rangle [36], \quad \mathcal{A}_1^{H \rightarrow ZZ \rightarrow 2e2\mu}(3_{e^-}^+, 4_{e^+}^-, 5_{\mu^-}^+, 6_{\mu^+}^-) = f \times r_e^2 \frac{M_W^2}{\cos^2\theta_W} \langle 46 \rangle [35]. \quad (\text{A1})$$

$$\mathcal{A}_2^{H \rightarrow ZZ \rightarrow 2e2\mu}(3_{e^-}^-, 4_{e^+}^+, 5_{\mu^-}^-, 6_{\mu^+}^+) = f \times l_e^2 \times [2k \cdot k' \langle 35 \rangle [46] + (\langle 35 \rangle [45] + \langle 36 \rangle [46]) (\langle 35 \rangle [36] + \langle 45 \rangle [46])],$$

$$\mathcal{A}_2^{H \rightarrow ZZ \rightarrow 2e2\mu}(3_{e^-}^-, 4_{e^+}^+, 5_{\mu^-}^+, 6_{\mu^+}^-) = f \times l_e r_e \times [2k \cdot k' \langle 36 \rangle [45] + (\langle 35 \rangle [45] + \langle 36 \rangle [46]) (\langle 36 \rangle [35] + \langle 46 \rangle [45])],$$

$$\mathcal{A}_2^{H \rightarrow ZZ \rightarrow 2e2\mu}(3_{e^-}^+, 4_{e^+}^-, 5_{\mu^-}^-, 6_{\mu^+}^+) = f \times r_e l_e \times [2k \cdot k' \langle 45 \rangle [36] + (\langle 45 \rangle [35] + \langle 46 \rangle [36]) (\langle 35 \rangle [36] + \langle 45 \rangle [46])],$$

$$\mathcal{A}_2^{H \rightarrow ZZ \rightarrow 2e2\mu}(3_{e^-}^+, 4_{e^+}^-, 5_{\mu^-}^+, 6_{\mu^+}^-) = f \times r_e^2 \times [2k \cdot k' \langle 46 \rangle [35] + (\langle 45 \rangle [35] + \langle 46 \rangle [36]) (\langle 36 \rangle [35] + \langle 46 \rangle [45])]. \quad (\text{A2})$$

$$\mathcal{A}_3^{H \rightarrow ZZ \rightarrow 2e2\mu}(3_{e^-}^-, 4_{e^+}^+, 5_{\mu^-}^-, 6_{\mu^+}^+) = f \times l_e^2 \times (-i) \times [2(k \cdot k' + \langle 46 \rangle [46]) \langle 35 \rangle [46] + \langle 35 \rangle [45] (\langle 35 \rangle [36] + \langle 45 \rangle [46]) + \langle 36 \rangle [46] (\langle 35 \rangle [36] - \langle 45 \rangle [46])],$$

$$\mathcal{A}_3^{H \rightarrow ZZ \rightarrow 2e2\mu}(3_{e^-}^-, 4_{e^+}^+, 5_{\mu^-}^+, 6_{\mu^+}^-) = f \times l_e r_e \times (-i) \times [2(k \cdot k' + \langle 45 \rangle [45]) \langle 36 \rangle [45] + \langle 36 \rangle [46] (\langle 36 \rangle [35] + \langle 46 \rangle [45]) + \langle 35 \rangle [45] (\langle 36 \rangle [35] - \langle 46 \rangle [45])],$$

$$\mathcal{A}_3^{H \rightarrow ZZ \rightarrow 2e2\mu}(3_{e^-}^+, 4_{e^+}^-, 5_{\mu^-}^-, 6_{\mu^+}^+) = f \times r_e l_e \times (-i) \times [2(k \cdot k' + \langle 36 \rangle [36]) \langle 45 \rangle [36] + \langle 45 \rangle [35] (\langle 45 \rangle [46] + \langle 35 \rangle [36]) + \langle 46 \rangle [36] (\langle 45 \rangle [46] - \langle 35 \rangle [36])],$$

$$\mathcal{A}_3^{H \rightarrow ZZ \rightarrow 2e2\mu}(3_{e^-}^+, 4_{e^+}^-, 5_{\mu^-}^+, 6_{\mu^+}^-) = f \times r_e^2 \times (-i) \times [2(k \cdot k' + \langle 35 \rangle [35]) \langle 46 \rangle [35] + \langle 46 \rangle [36] (\langle 46 \rangle [45] + \langle 36 \rangle [35]) + \langle 45 \rangle [35] (\langle 46 \rangle [45] - \langle 36 \rangle [35])]. \quad (\text{A3})$$

Appendix B: Cross sections at $\sqrt{s} = 8$ TeV

Table B1. Cross sections of $gg \rightarrow 2e2\mu$ processes in proton–proton collisions at $\sqrt{s} = 8$ TeV with $a_1 = 0, a_2 = a_3 = 1$ in Eq. (6).

8 TeV, $m_{2e2\mu} < 130\text{GeV}$, on-shell					8 TeV, $m_{2e2\mu} > 220\text{GeV}$, off-shell				
$\sigma_{k,l}/\text{fb}$	box	Higgs-med.			$\sigma_{k,l}/\text{fb}$	box	Higgs-med.		
		SM	CP-even	CP-odd			SM	CP-even	CP-odd
box	0.011	0	0	0	box	0.479	-0.056	-0.198	0
SM	0	0.232	0.257	0	SM	-0.056	0.031	0.047	0
Higgs-med. CP-even	0	0.257	0.093	0	Higgs-med. CP-even	-0.198	0.047	0.228	0
CP-odd	0	0	0	0.035	CP-odd	0	0	0	0.219

Table B2. Cross sections of $gg \rightarrow 4e/4\mu$ processes in proton–proton collisions at center-of-mass energy $\sqrt{s} = 8$ TeV with $a_1 = 0, a_2 = a_3 = 1$ in Eq. (6).

8 TeV, $m_{4e/4\mu} < 130\text{GeV}$, on-shell					8 TeV, $m_{4e/4\mu} > 220\text{GeV}$, off-shell				
$\sigma_{k,l}/\text{fb}$	box	Higgs-med.			$\sigma_{k,l}/\text{fb}$	box	Higgs-med.		
		SM	CP-even	CP-odd			SM	CP-even	CP-odd
box	0.021	0	0	0	box	0.485	-0.056	-0.199	0
SM	0	0.248	0.261	0	SM	-0.056	0.031	0.047	0
Higgs-med. CP-even	0	0.261	0.086	0	Higgs-med. CP-even	-0.199	0.047	0.229	0
CP-odd	0	0	0	0.028	CP-odd	0	0	0	0.215

References

- S. Chatrchyan *et al.* (CMS Collaboration), Phys. Lett. B, **716**: 30-61 (2012), arXiv:1207.7235[hep-ex]
- G. Aad *et al.* (ATLAS Collaboration), Phys. Lett. B, **716**: 1-29 (2012), arXiv:1207.7214[hep-ex]
- A. M. Sirunyan *et al.* (CMS Collaboration), Submitted to: Eur. Phys. J., (2018), arXiv:1809.10733[hep-ex]
- CMS Collaboration, J. Tao, in *21st High-Energy Physics International Conference in Quantum Chromodynamics (QCD 18) Montpellier, France, July 2-6, 2018*, arXiv:1810.00256[hep-ex]
- ATLAS, CMS Collaboration, A.-M. Magnan, PoS, **ALPS2018**: 013 (2018)
- Y. Gao, A. V. Gritsan, Z. Guo *et al.*, Phys. Rev. D, **81**: 075022 (2010), arXiv:1001.3396[hep-ph]
- S. Bolognesi, Y. Gao, A. V. Gritsan *et al.*, Phys. Rev. D, **86**: 095031 (2012), arXiv:1208.4018[hep-ph]
- I. Anderson *et al.*, Phys. Rev. D, **89**(3): 035007 (2014), arXiv:1309.4819[hep-ph]
- Y. Chen, N. Tran, and R. Vega-Morales, JHEP, **01**: 182 (2013), arXiv:1211.1959[hep-ph]
- Y. Chen and R. Vega-Morales, JHEP, **04**: 057 (2014), arXiv:1310.2893[hep-ph]
- Y. Chen, E. Di Marco, J. Lykken *et al.*, JHEP, **01**: 125 (2015), arXiv:1401.2077[hep-ex]
- Y. Chen, E. Di Marco, J. Lykken *et al.*, arXiv:1410.4817[hep-ph]
- C. A. Nelson, Phys. Rev. D, **37**: 1220 (1988)
- A. Soni and R. M. Xu, Phys. Rev. D, **48**: 5259-5263 (1993), arXiv:hep-ph/9301225[hep-ph]
- D. Chang, W.-Y. Keung, and I. Phillips, Phys. Rev. D, **48**: 3225-3234 (1993), arXiv:hep-ph/9303226[hep-ph]
- T. Arens and L. M. Sehgal, Z. Phys. C, **66**: 89-94 (1995), arXiv:hep-ph/9409396[hep-ph]
- S. Y. Choi, D. J. Miller, M. M. Muhlleitner *et al.*, Phys. Lett. B, **553**: 61-71 (2003), arXiv:hep-ph/0210077[hep-ph]
- C. P. Buszello, I. Fleck, P. Marquard *et al.*, Eur. Phys. J. C, **32**: 209-219 (2004), arXiv:hep-ph/0212396[hep-ph]
- R. M. Godbole, D. J. Miller, and M. M. Muhlleitner, JHEP, **12**: 031 (2007), arXiv:0708.0458[hep-ph]
- V. A. Kovalchuk, J. Exp. Theor. Phys., **107**: 774-786 (2008)
- Q.-H. Cao, C. B. Jackson, W.-Y. Keung *et al.*, Phys. Rev. D, **81**: 015010 (2010), arXiv:0911.3398[hep-ph]
- A. De Rujula, J. Lykken, M. Pierini *et al.*, Phys. Rev. D, **82**: 013003 (2010), arXiv:1001.5300[hep-ph]
- J. S. Gainer, K. Kumar, I. Low *et al.*, JHEP, **11**: 027 (2011), arXiv:1108.2274[hep-ph]
- B. Coleppa, K. Kumar, and H. E. Logan, Phys. Rev. D, **86**: 075022 (2012), arXiv:1208.2692[hep-ph]
- D. Stolarski and R. Vega-Morales, Phys. Rev. D, **86**: 117504 (2012), arXiv:1208.4840[hep-ph]
- R. Boughezal, T. J. LeCompte, and F. Petriello, arXiv:1208.4311[hep-ph]
- P. Avery *et al.*, Phys. Rev. D, **87**(5): 055006 (2013), arXiv:1210.0896[hep-ph]
- J. M. Campbell, W. T. Giele, and C. Williams, in *Proceedings, 47th Rencontres de Moriond on QCD and High Energy Interactions: La Thuile, France, March 10-17, 2012*, pp. 319-322. 2012, arXiv:1205.3434[hep-ph] <http://lss.fnal.gov/archive/2012/conf/fermilab-conf-12-176-t.pdf>.
- J. M. Campbell, W. T. Giele, and C. Williams, JHEP, **11**: 043 (2012), arXiv:1204.4424[hep-ph]
- A. Menon, T. Modak, D. Sahoo *et al.*, Phys. Rev. D, **89**(9): 095021 (2014), arXiv:1301.5404[hep-ph]
- Y. Sun, X.-F. Wang, and D.-N. Gao, Int. J. Mod. Phys. A, **29**: 1450086 (2014), arXiv:1309.4171[hep-ph]
- J. S. Gainer, J. Lykken, K. T. Matchev *et al.*, Phys. Rev. Lett., **111**: 041801 (2013), arXiv:1304.4936[hep-ph]
- G. Buchalla, O. Cata, and G. D'Ambrosio, Eur. Phys. J. C, **74**(3):

- 2798 (2014), arXiv:1310.2574[hep-ph]
- 34 M. Chen, T. Cheng, J. S. Gainer *et al.*, Phys. Rev. D, **89**(3): 034002 (2014), arXiv:1310.1397[hep-ph]
- 35 N. Kauer and G. Passarino, JHEP, **08**: 116 (2012), arXiv:1206.4803[hep-ph]
- 36 M. Beneke, D. Boito, and Y.-M. Wang, JHEP, **11**: 028 (2014), arXiv:1406.1361[hep-ph]
- 37 A. Falkowski and R. Vega-Morales, JHEP, **12**: 037 (2014), arXiv:1405.1095[hep-ph]
- 38 T. Modak, D. Sahoo, R. Sinha *et al.*, Chin. Phys. C, **40**(3): 033002 (2016), arXiv:1408.5665[hep-ph]
- 39 M. Gonzalez-Alonso and G. Isidori, Phys. Lett. B, **733**: 359-365 (2014), arXiv:1403.2648[hep-ph]
- 40 N. Belyaev, R. Konoplich, L. E. Pedersen *et al.*, Phys. Rev. D, **91**(11): 115014 (2015), arXiv:1502.03045[hep-ph]
- 41 J. S. Gainer *et al.*, JHEP, **10**: 073 (2018), arXiv:1808.00965[hep-ph]
- 42 S. Chatrchyan *et al.* (CMS Collaboration), Phys. Rev. Lett., **110**(8): 081803 (2013), arXiv:1212.6639[hep-ex]
- 43 V. Khachatryan *et al.* (CMS Collaboration), Phys. Rev. D, **92**(1): 012004 (2015), arXiv:1411.3441[hep-ex]
- 44 V. Khachatryan *et al.* (CMS Collaboration), Phys. Lett. B, **736**: 64-85 (2014), arXiv:1405.3455[hep-ex]
- 45 D. de Florian *et al.* (LHC Higgs Cross Section Working Group Collaboration), arXiv:1610.07922[hep-ph]
- 46 A. M. Sirunyan *et al.* (CMS Collaboration), Phys. Lett. B, **775**: 1-24 (2017), arXiv:1707.00541[hep-ex]
- 47 A. M. Sirunyan *et al.* (CMS Collaboration), Phys. Rev. D, **99**(11): 112003 (2019), arXiv:1901.00174[hep-ex]
- 48 G. Aad *et al.* (ATLAS Collaboration), Eur. Phys. J. C, **75**(7): 335 (2015), arXiv:1503.01060[hep-ex]
- 49 M. Aaboud *et al.* (ATLAS Collaboration), Phys. Lett. B, **784**: 345-366 (2018), arXiv:1806.00242[hep-ex]
- 50 M. Aaboud *et al.* (ATLAS Collaboration), Phys. Lett. B, **786**: 223-244 (2018), arXiv:1808.01191[hep-ex]
- 51 J. M. Campbell, R. K. Ellis, and C. Williams, JHEP, **04**: 060 (2014), arXiv:1311.3589[hep-ph]
- 52 J. M. Campbell, R. K. Ellis, and C. Williams, JHEP, **10**: 005 (2011), arXiv:1107.5569[hep-ph]
- 53 J. M. Campbell, R. K. Ellis, and C. Williams, PoS, **LL2014**: 008 (2014), arXiv:1408.1723[hep-ph]
- 54 W. Buchmuller and D. Wyler, Nucl. Phys. B, **268**: 621-653 (1986)
- 55 B. Grzadkowski, M. Iskrzynski, M. Misiak *et al.*, JHEP, **10**: 085 (2010), arXiv:1008.4884[hep-ph]
- 56 T. Barklow, K. Fujii, S. Jung *et al.*, Phys. Rev. D, **97**(5): 053004 (2018), arXiv:1708.09079[hep-ph]
- 57 J. Cohen, S. Bar-Shalom, and G. Eilam, Phys. Rev. D, **94**(3): 035030 (2016), arXiv:1602.01698[hep-ph]
- 58 L. J. Dixon, in *QCD and beyond. Proceedings, Theoretical Advanced Study Institute in Elementary Particle Physics, TASI-95, Boulder, USA, June 4-30, 1995*, pp. 539-584. 1996. arXiv:hep-ph/9601359[hep-ph] <http://www-public.slac.stanford.edu/sciDoc/docMeta.aspx?slacPubNumber=SLAC-PUB-7106>.
- 59 G. Passarino and M. J. G. Veltman, Nucl. Phys. B, **160**: 151-207 (1979)
- 60 X. Chen, G. Li, and X. Wan, Phys. Rev. D, **96**(5): 055023 (2017), arXiv:1705.01254[hep-ph]
- 61 T. Binoth, N. Kauer, and P. Mertsch, in *Proceedings, 16th International Workshop on Deep Inelastic Scattering and Related Subjects (DIS 2008): London, UK, April 7-11, 2008*, p. 142. 2008. arXiv:0807.0024[hep-ph]
- 62 J. M. Campbell, R. K. Ellis, and W. T. Giele, Eur. Phys. J. C, **75**(6): 246 (2015), arXiv:1503.06182[physics.comp-ph]
- 63 R. Boughezal, J. M. Campbell, R. K. Ellis *et al.*, Eur. Phys. J. C, **77**(1): 7 (2017), arXiv:1605.08011[hep-ph]
- 64 A. D. Martin, W. J. Stirling, R. S. Thorne *et al.*, Eur. Phys. J. C, **63**: 189-285 (2009), arXiv:0901.0002[hep-ph]
- 65 **CMS Collaboration** Collaboration, C. Collaboration, Tech. Rep. CMS-PAS-HIG-13-002, CERN, Geneva, 2013. <http://cds.cern.ch/record/1523767>.
- 66 F. Caola, K. Melnikov, R. Rontsch *et al.*, Phys. Rev. D, **92**(9): 094028 (2015), arXiv:1509.06734[hep-ph]
- 67 K. Melnikov and M. Dowling, Phys. Lett. B, **744**: 43-47 (2015), arXiv:1503.01274[hep-ph]
- 68 J. M. Campbell, R. K. Ellis, M. Czakon *et al.*, JHEP, **08**: 011 (2016), arXiv:1605.01380[hep-ph]
- 69 F. Caola, M. Dowling, K. Melnikov *et al.*, JHEP, **07**: 087 (2016), arXiv:1605.04610[hep-ph]
- 70 **CMS Collaboration** Collaboration, C. Collaboration, Tech. Rep. CMS-PAS-HIG-19-001, CERN, Geneva, 2019. <http://cds.cern.ch/record/2668684>.